

TRUSTGARD OPTIONS




The classic good looks and outstanding performance of TrustGard™ make it the brand more homeowners rely on for low maintenance, high performance and long lasting appeal. Available as both Replacement and New Construction windows, our TrustGard product line is available at lumberyards throughout the Northeast with the following options.



Available Colors


*for interior or exterior only
 **lineal inventoried for normal lead-time production for exterior only




European White
Solid Vinyl




*Desert Sand
Solid Vinyl or
Custom painted




Alaskan White
Custom painted




**Coco Brown
Custom painted




Gambrel Brown
Custom painted




**Commercial
Bronze
Custom painted



Grey
Custom painted



Hunter Green
Custom painted




Barn Red
Custom painted


Color Matching Available

Your color options are virtually limitless with our Custom Matching Service. Present us with a color swatch to match and we'll do the rest! One time color match cost applies.

Additional Interior Wood Grain Colors Available




Cherry Wood




Light Oak

Caning



Antique Brass



Pewter




Black

Decorative Grid Options


Available Decorative Grids Colors



Clear Antique



Rainbow



Orchid Smoke



Cobalt Crystal



Emerald Sun



Ruby Fire

Optional Grids


Contoured Grid



Flat Grid

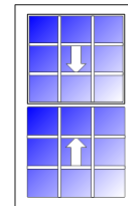


Diamond Style – with flat style grids



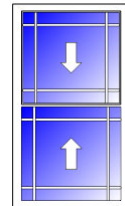
Traditional fish mouth design for a more authentic Colonial look.

Colonial



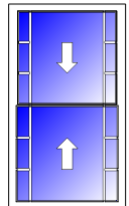
9 over 9
Colonial style grids available in both contoured and flat.

Praire Style



Available in contoured and flat.


Ladder Grid



Available in contoured and flat.

Available Grid Options

Majestic, MGC Series for Bay, Bow Casement and Picture Windows



Available Grid Options

Majestic MG Series for Double Hung, Slider, Hopper and Awning Windows



New Construction Options

Exterior Options

New England Flat Casing




Traditional Flat Casing




Interior Options

Interior Extension Jamb



Pre-primed for painting and available in standard 4 9/16 for 2x4 walls and 6 9/16 depth for 2x6 walls or custom sized per buildings specifications.

Clear Extension Jamb



For interior staining and available in 4 9/16 for 2x4 walls and 6 9/16 depth for 2x6 walls or custom sized per buildings specifications.

Interior Sheetrock/Drywall Return Receptor



Used in both new construction and replacement windows to simplify and improve the connection between the window and sheetrock/drywall.

Interior Wood Receptor



Used in both new construction and replacement windows to simplify and improve the connection between the window and your interior wood trim

Glass Options

Standard

Standard Low-e/Argon Gas meets today's current Energy Star requirements along with the 2009/2010 \$1500 Federal Tax Credit.

Krypto-Lite R-5 Performance Option

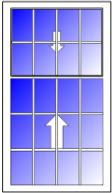
For those seeking the best thermal performance values available, our Krypto-lite option is for you! Simply put the option of Triple Glazed Glass, with 2 surfaces of Low-e and 2 chambers of Krypton Gas provide you the ultimate in value. This combination provides you with superior U-Values of .20 on our double hung and .18 on our casement and picture window! This is the equivalent of R-5 to 5.5!

Obscure Glass Option

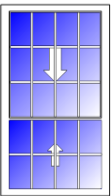
Provides you with privacy while allowing the light to shine in. Our pattern 62 obscure glass is made to obscure sight into rooms requiring extra privacy such as Bathrooms or closet windows.

Configuration Options

Double Hung

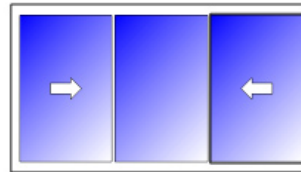


Oriel Option: is when your top operable sash is shorter than your bottom. We offer it in a standard configuration of 40/60 where the top sash is 40% and the bottom is 60% or we can make the configuration to what ever dimensions you require (as long as they are within our manufacturing parameters).




Cottage Option: is the exact opposite of Oriel where the bottom sash is the smaller of the 2. Again we can make this in the standard 60/40 split or as a custom configuration specific to your needs.

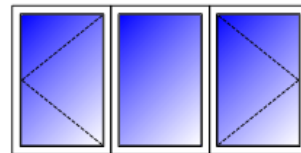
3 Lite Slider & Casement: 3 Lite Sliders can be manufactured in 2 configurations all panels equal (1/3, 1/3, 1/3) or 1/4, 1/2, 1/4 where the operable sides are exactly 25% each and the center fixed panel is 50%.



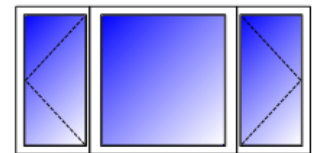
Slider All Equal Panels



Slider 1/4, 1/2, 1/4



Casement Equal Lite



Casement 1/4, 1/2, 1/4

Other Casement Configurations: Casements can be multi-wide from 2-5 wide. Pictures show standard end operators but any or all panels can operate depending on yours or your homes requirement.

